

Ionizer Mounting Arm Installation and Maintenance



Made in the
United States of America




Figure 1. EMIT 50604 Ionizer Mounting Arm

Packaging

- 1 Ionizer Mounting Arm with C-Clamp
- 4 Screws
- 4 Nuts

Installation

Mount the arm at the desired location of the workbench using the C-Clamp mounting system. Figure 2 shows the proper mounting of the arm on a workbench. Tighten the C-Clamp securely.

The neck piece on the Arm allows for easy mounting of an EMIT Zero Volt Bench Top Ionizer or Chargebuster Jr. Ionizer via its stand assembly. The ionizer should be mounted to the Mounting Arm using the 4 included screws and nuts. See Figure 3.




Figure 2. Installing the Ionizer Mounting Arm to a workbench

Description

The EMIT 50604 Ionizer Mounting Arm is designed as a mounting alternative for the Zero Volt Bench Top Ionizer and Chargebuster Jr. Ionizer. The arm allows the ionizer to be mounted off the worksurface, saving valuable work space. The articulated movement of the arm assembly allows the user to focus the ionizer's output directly onto the desired areas. The Ionizer Mounting Arm includes a C-Clamp style mounting system for ease of installation.

The 50604 Ionizer Mounting Arm is compatible with the following EMIT items:

Item	Description
50611	Chargebuster Jr. Ionizer, 120VAC
50612	Chargebuster Jr. Ionizer, with Heater, 120VAC
50663	Bench Top Zero Volt Ionizer, 120VAC, Stainless
50670	Bench Top Zero Volt Ionizer, 220VAC, Stainless
50690	Bench Top Zero Volt Ionizer, 120VAC, Aluminum

NOTE: The 50604 Ionizer Mounting Arm is not compatible with ionizers built prior to 2011. The drill pattern can be found on page 2. Contact customer service for more information.




Figure 3. Installing the ionizer's stand to the Ionizer Mounting Arm

Specifications

Construction:	Metal with springs
Weight:	4.8 lbs
Maximum Extension:	38"
Maximum Weight Capacity:	8 lbs

Limited Warranty, Warranty Exclusions, Limit of Liability and RMA Request Instructions

See EMIT's Warranty -

<http://emit.descoindustries.com/Warranty.aspx>

Drill Pattern Templates

Ionizer	Link
50611	Download Template
50612	Download Template
50663	Download Template
50670	Download Template
50690	Download Template

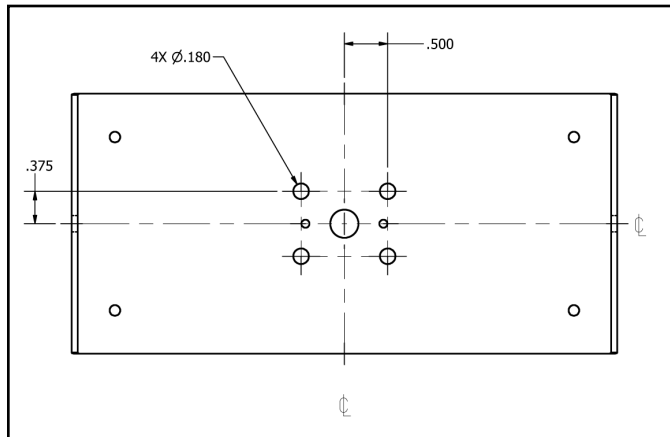


Figure 4. Drill pattern for 50604 Ionizer Mounting Arm